



Republic of the Philippines  
Department of Environment and Natural Resources  
**PROVINCIAL ENVIRONMENT AND NATURAL RESOURCES OFFICE**  
BLISS Site, Kalibo, Aklan  
Tel. No. 268-4102


March 26, 2024

**MEMORANDUM**

FOR : **The Director**  
Financial Management Services  
DENR Visayas Avenue, Diliman, Quezon City

FROM : **The PENR Officer**  
DENR, Kalibo, Aklan

SUBJECT : **SUBMISSION OF MONTHLY REPORT OF  
DISBURSEMENT AS OF MARCH 2024.**



We are submitting herewith our Monthly Report of Disbursements as of March 2024 Fund 101.

For information and record.



ENGR. JURLIE D. ZUBIAGA

Copy Furnished:  
File The Chief, Finance Division, DENR Region VI, Iloilo City  
COA  
Records  
File

MONTHLY REPORT OF DISBURSEMENTS  
For the month of March 2024

FAR No. 4


Department: Department of Environment and Natural Resources (DENR)  
Agency: Office of the Secretary  
Operating Unit: PENRO AKLAN  
Organization Code: 10 001 0500039  
Fund Cluster: 01 Regular Agency Fund

Particulars	Current Year Budget				Prior Year's Budget										Trust Liabilities				Grand Total				Order				
	PS	MOOE	CO	TOTAL	Prior Year's Accounts Payable				Current Year's Accounts Payable						SUB-TOTAL	PS	MOOE	CO	TOTAL	PS	MOOE	FinEx		CO	TOTAL		
					7	8	9	10	11	12	13	14	15	16												17	18
CASH DISBURSEMENTS	5,272,664.78	3,739,578.67	1,369,546.00	10,380,789.45	-	515,429.37	-	-	-	515,429.37	-	38,625.47	-	-	38,625.47	554,054.84	10,934,844.29	-	-	-	-	5,272,664.78	4,293,633.51	-	1,369,546.00	10,934,844.29	28
Notice of Cash Allocation (NCA)	5,272,664.78	3,739,578.67	1,369,546.00	10,380,789.45	-	515,429.37	-	-	-	515,429.37	-	38,625.47	-	-	38,625.47	554,054.84	10,934,844.29	-	-	-	-	5,272,664.78	4,293,633.51	-	1,369,546.00	10,934,844.29	
MDS Checks Issued	1,204,136.93	1,115,250.15	551,848.00	2,871,333.08	-	-	-	-	-	-	-	-	-	-	-	-	-	-	-	-	-	1,204,136.93	1,447,428.15	-	551,848.00	3,203,511.08	
Advice to Debit Account	4,068,527.85	2,624,328.52	816,600.00	7,509,458.37	-	-	-	-	-	193,251.37	-	-	-	-	10,000.00	332,178.00	3,203,511.08	-	-	-	-	4,068,527.85	2,846,205.36	-	816,600.00	7,731,333.21	
TOTAL CASH DISBURSEMENTS	5,272,664.78	3,739,578.67	1,369,546.00	10,380,789.45	-	515,429.37	-	-	-	515,429.37	-	38,625.47	-	-	38,625.47	554,054.84	10,934,844.29	-	-	-	5,272,664.78	4,293,633.51	-	1,369,546.00	10,934,844.29		
NON-CASH DISBURSEMENTS	131,859.87	37,643.04	10,320.00	179,822.91	-	-	-	-	-	-	-	-	-	-	-	-	179,822.91	-	-	-	131,859.87	37,643.04	-	10,320.00	179,822.91		
Tax Remittance Advices Issued (TRA)	131,859.87	37,643.04	10,320.00	179,822.91	-	-	-	-	-	-	-	-	-	-	-	-	179,822.91	-	-	-	131,859.87	37,643.04	-	10,320.00	179,822.91		
TOTAL NON-CASH DISBURSEMENTS	131,859.87	37,643.04	10,320.00	179,822.91	-	-	-	-	-	-	-	-	-	-	-	-	179,822.91	-	-	-	131,859.87	37,643.04	-	10,320.00	179,822.91		
GRAND TOTAL	5,404,524.65	3,777,221.71	1,379,866.00	10,560,612.36	-	515,429.37	-	-	-	515,429.37	-	38,625.47	-	-	38,625.47	554,054.84	11,114,667.20	-	-	-	5,404,524.65	4,331,276.55	-	1,379,866.00	11,114,667.20		

**SUMMARY**

Particulars	Previous Report	This Month	As at Date
(1)	(2)	(3)	(4)
Total Disbursement Authorities Received	16,393,351.72	7,632,822.91	24,026,174.63
NCA	15,503,000.00	7,453,000.00	22,856,000.00
NTA	90,836.00	-	90,836.00
Working Fund	-	-	-
TRA	799,515.72	179,822.91	979,338.63
CDC	-	-	-
NCAA	-	-	-
Less: Notice of Transfer of Allocations (NTA)* Issued	-	-	-
Total Disbursement Authorities Available	16,393,351.72	7,632,822.91	24,026,174.63
Less:	-	-	-
Lapsed NCA	-	-	-
Disbursements	12,911,507.43	11,114,667.20	24,026,174.63
Less: Other Non-Cash Disbursements	-	-	-
Disbursements effected through outright deductions from	-	-	-
Overpayment of expenses (e.g. personnel benefits)	-	-	-
Restitution for loss of government property	-	-	-
Liquidated damages and similar claims	-	-	-
Others (e.g. TEF, BTr, Docs Stamp, etc.)	-	-	-
Add/ Less: Adjustments (e.g. cancelled/staled checks)	-	-	-
Balance of Disbursement Authorities as at date	3,481,844.29	(3,481,844.29)	-
Total Disbursements Program	16,393,351.72	7,632,822.91	24,026,174.63
Less: *Actual Disbursements	12,911,507.43	11,114,667.20	24,026,174.63
(Over)/Under spending	3,481,844.29	(3,481,844.29)	-


Notes: \* The use of NTA is discouraged  
Notes: \*\* Amounts should tally with the grand total disbursement (column 27).

Certified Correct:  
  
ROMNICK O. DALIDA  
Accountant III

Date:

Recommending Approval:  
  
LELANIE L. CARO  
Chief, Management Services

Date:

Approved By:  
  
ENGR. JURLIE D. ZUBIAGA  
PENR Officer

Date:

**COA RECEIVED**  
By: \_\_\_\_\_  
Date: 27 MAR 2024