



**PHILIPPINES:
STRONG ENVIRONMENTAL
PERFORMER**

July 2010 – April 2012

Department of Environment and Natural Resources
(DENR)





ENVIRONMENTAL PERFORMANCE INDEX

(February 2012)



- ✓ Categorized the Philippines as a global “**strong performer**” in environmental performance
- ✓ Ranked 42nd among 132 countries, up from No. 50 in 2010
- ✓ Outranked Australia (48), USA (49), Singapore (52) and Israel (61) – “modest performer” category



Country Profile: Philippines

Level of Aggregation	Performance Score	Rank
Environmental Performance	Forest Cover 100	42
Environmental Health		89
Air (Effects on Human Health)	75.4	89
PM 2.5	Air Pollution 100	1
Indoor Air Pollution	10.9	93
Environmental Burden of Disease	58.0	90
Child Mortality	58.0	90
Water (Effects on Human Health)	38.9	89
Sanitation	30.2	86
Drinking Water	47.5	78
Ecosystem Vitality	59.5	20
Agriculture	92.4	7
Agricultural Subsidies	100.0	1
Pesticide Regulation	77.3	55
Air (Ecosystem Effects)	39.1	72
SO2 per Capita	45.8	50
SO2 per GDP	32.4	85
Biodiversity and Habitat	66.0	55
Critical Habitat Protection	38.2	32
Marine Protected Areas	78.2	40
Biome Protection	64.0	66
Climate Change	64.7	32
CO2 per Capita	Growing Stock 100	1
CO2 per GDP	27.3	20
CO2 per KWH	7.7	86
Renewable Electricity	32.6	51
Fisheries	25.8	59
Trawling Intensity	14.0	73
Fish Stocks Overexploited	37.7	31
Forests	CO2 per Capita 100	6
Forest Cover		1
Growing Stock		1
Forest Loss	Agricultural Subsidies 100	0
Water Resources (Ecosystem Effects)	36.4	51
Water Use	36.4	51

Gained perfect scores in indicators for:

- ✓ Protecting forest cover (logging ban)
- ✓ Growing forest stock (National Greening Program)
- ✓ CO₂ per capita (for increasing carbon sequestration by growing forest)
- ✓ Agricultural subsidies for lowland and upland farmers
- ✓ Reducing outdoor air pollution




ACCOMPLISHMENTS: THE BASES OF EPI



TOTAL LOG BAN

Log ban in all natural forest nationwide (EO 23)

- ✓ Issued Executive Order No. 23, dated 01 February 2011, declaring a moratorium on the cutting and harvesting of timber in natural and residual forests.



TOTAL LOG BAN

Anti-Illegal Logging Campaign



Confiscated logs at Casilayan River, San Luis, Agusan del Sur

- ✓ Confiscated Logs -13.3 million board feet valued at P330 million.
- ✓ Cases Filed – 328
- ✓ Convictions - 57

TOTAL LOG BAN

Chairs for the Department of Education



- Chairs - 73,710
- Desks - 8,737
- Other school furniture - 2,208
- School Buildings - 378



COMPLETION OF THE DELINEATION OF FOREST BOUNDARIES (Except ARMM)



- ✓ Delineated forest boundaries nationwide, except ARMM covering some 77,000 km

NATIONAL GREENING PROGRAM (EO 26)



Tree Planting in Bagac, Bataan



NATIONAL GREENING PROGRAM (EO 26)



Forest Plantation in Negros Oriental



Plant Nursery Project of DENR and LGU Ayungon in Negros Oriental



NATIONAL GREENING PROGRAM (EO 26)

- ✓ Planted 89.6 million seedlings in 128,558 hectares
- ✓ Generated 364,088 jobs (267,088 from seedling production and 97,000 from plantation establishment)



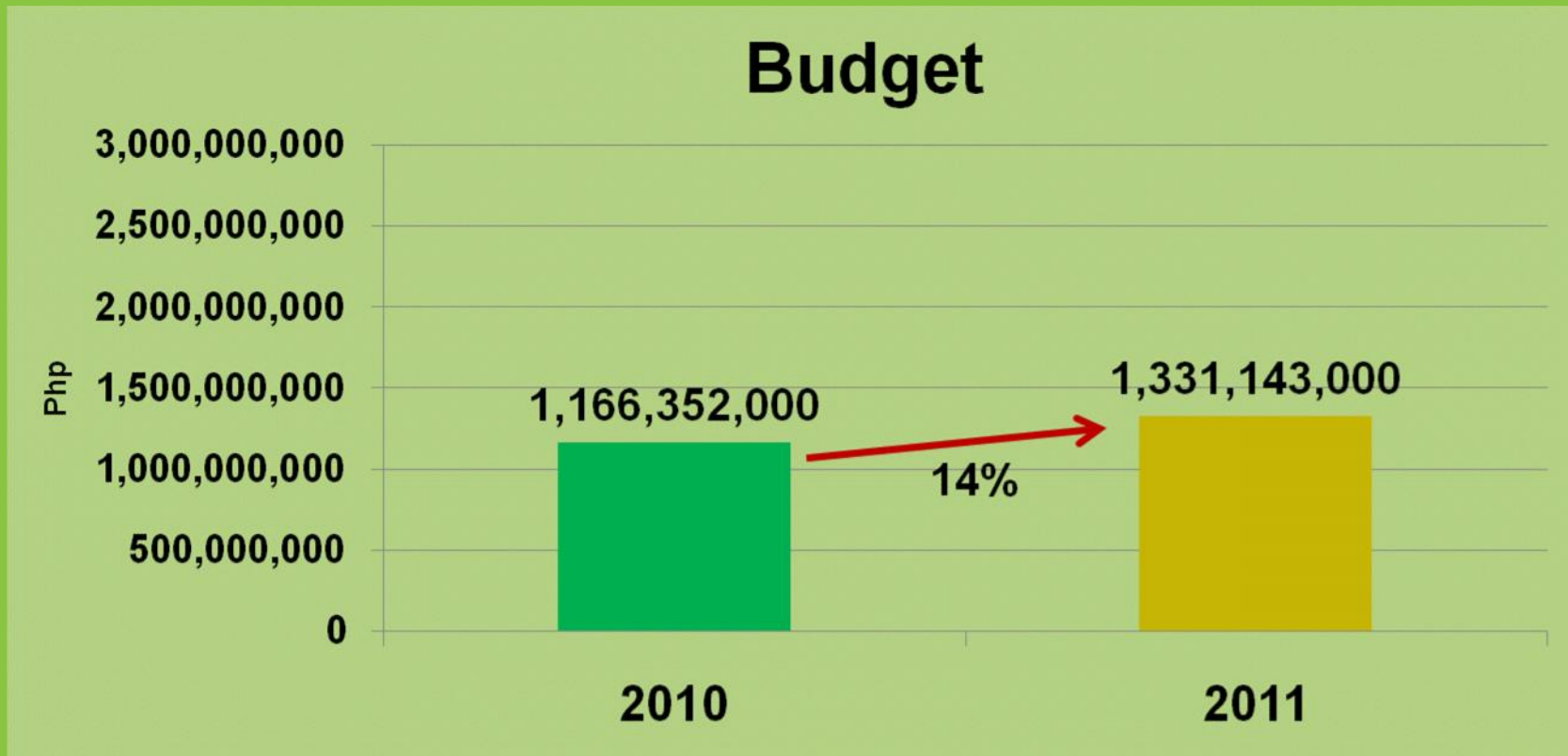
Mangrove plantation in cooperation with the local government of Camarines Sur

NATIONAL GREENING PROGRAM (EO 26)

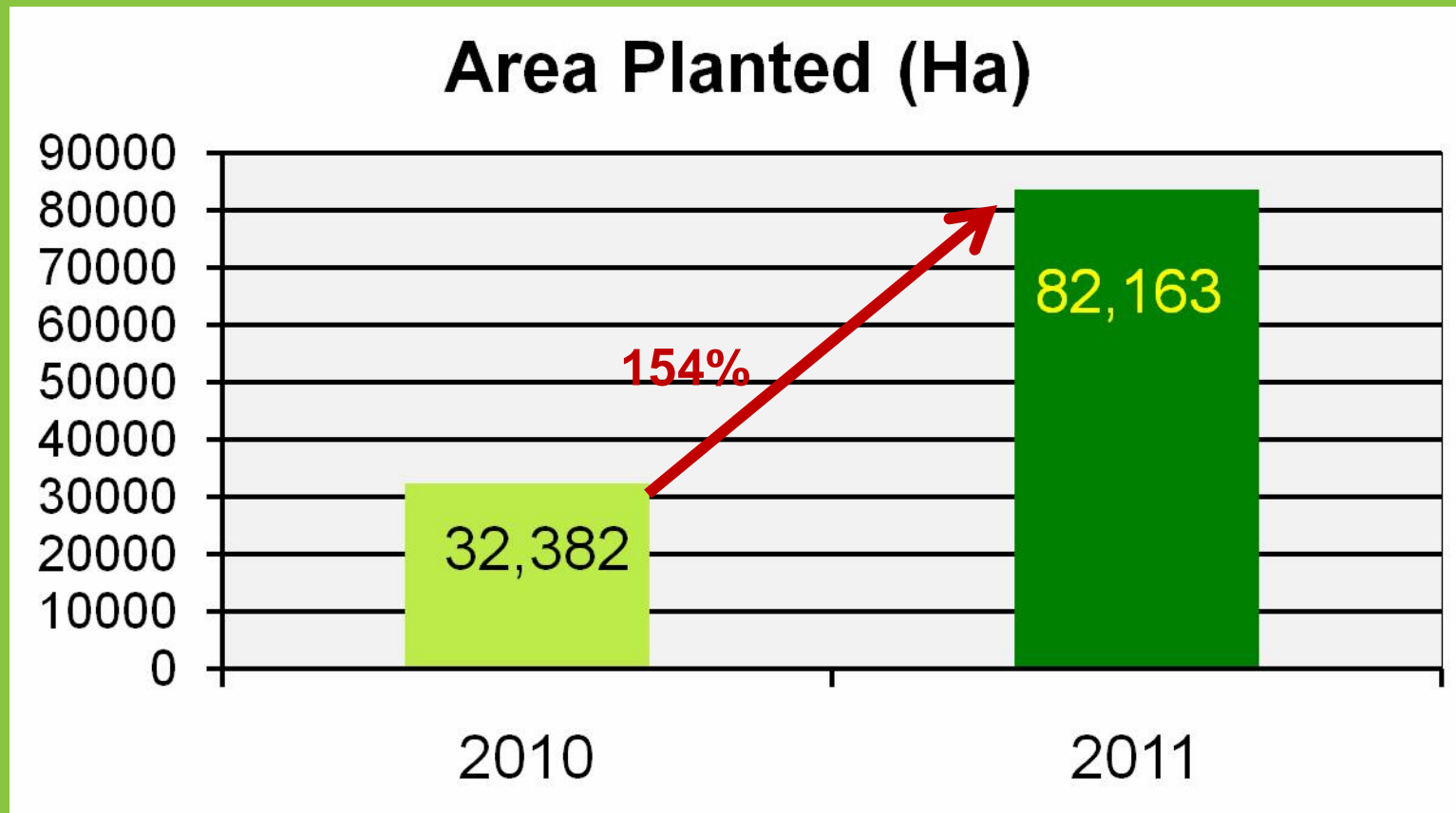


Brgy. Laboon, Maasin, Leyte (Bogo Women's Association)

NATIONAL GREENING PROGRAM (EO 26)

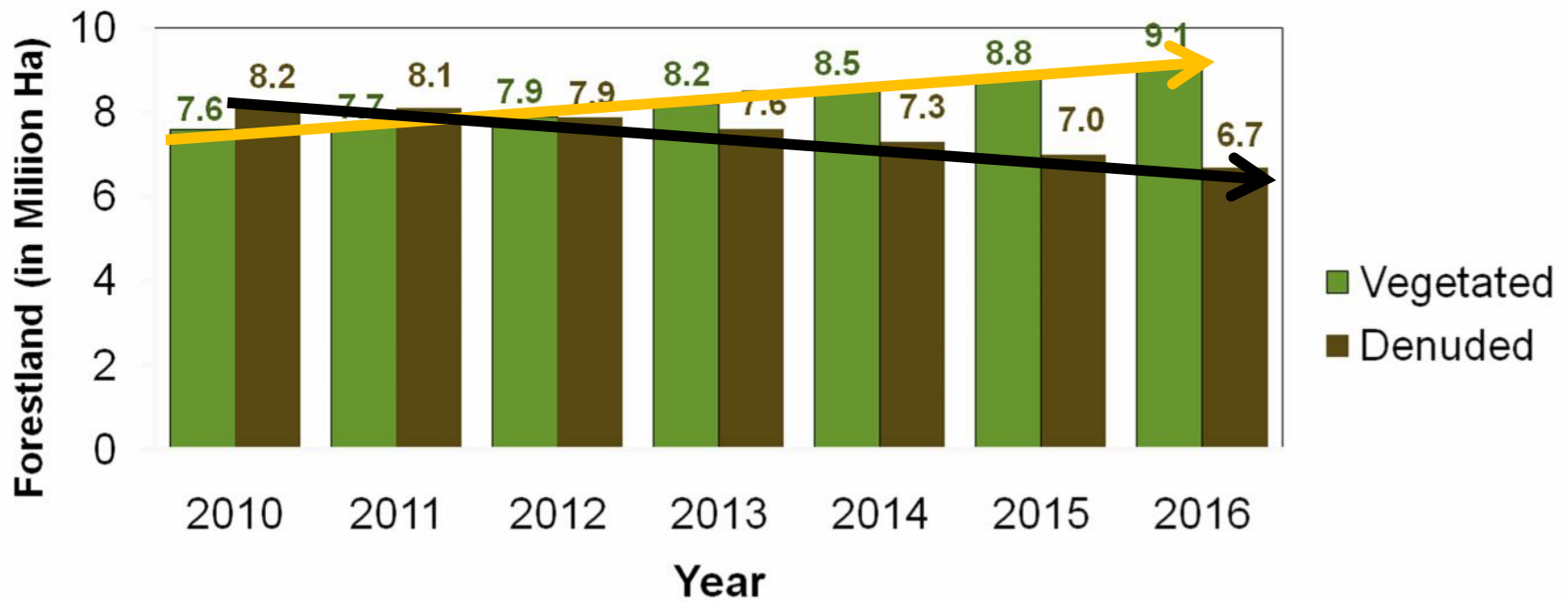


NATIONAL GREENING PROGRAM (EO 26)



NATIONAL GREENING PROGRAM (EO 26)

Vegetated Area vs Denuded Area
(Projection)



NATIONAL GREENING PROGRAM (EO 26)

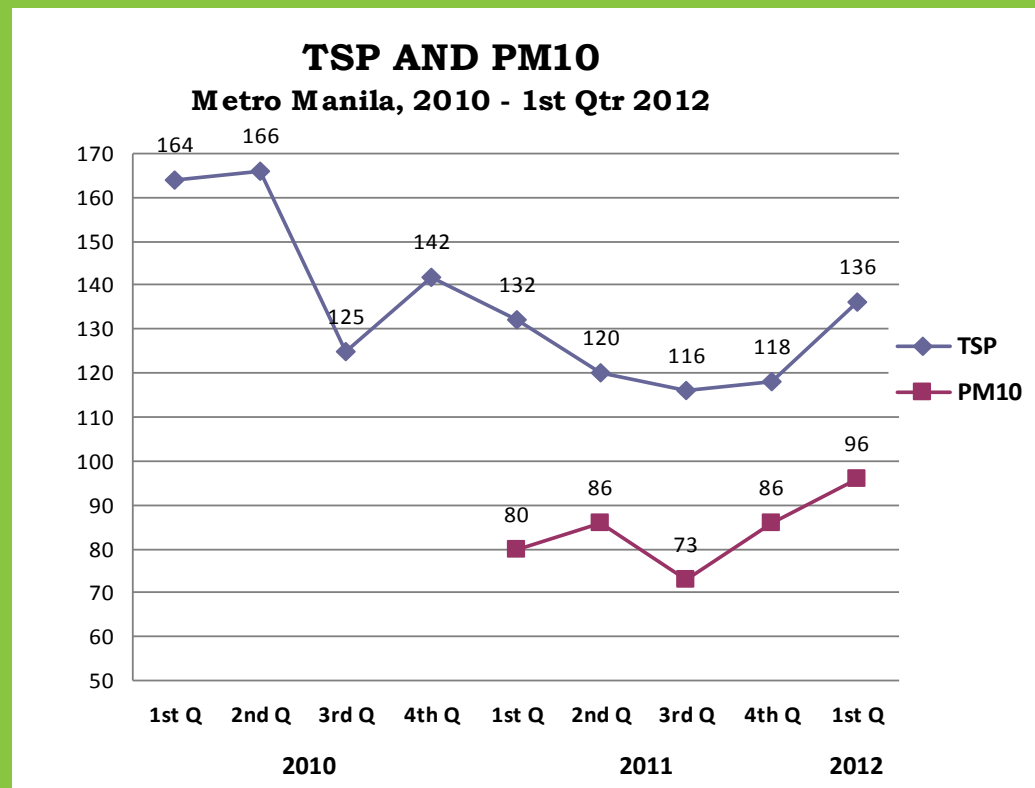


Forest Plantation in Bukidnon

CLEAN AIR PROGRAM

Air Quality in Metro Manila.

- ✓ TSP reduced by 29%, from 166 ug/Ncm in 2nd Qtr. of 2010 to 118 ug/Ncm in the 4th Qtr. of 2011
- ✓ Acceptable standard for TSP is 90 ug/Ncm while for PM10 is 60 ug/Ncm .



ADOPT-AN-ESTERO/RIVER PROGRAM

Clean-up of Esteros, Rivers and Manila Bay

- ✓ 275 corporations and LGUs adopted 168 waterbodies nationwide



Estero de Paco (beside Paco Market, Paco, Manila)

ADOPT-AN-ESTERO/RIVER PROGRAM



Tullahan Creek
(Valenzuela City
and Quezon City)



ADOPT-AN-ESTERO/RIVER PROGRAM

Before



Estero de Provisor
(NAPOCOR Compound,
Romualdez St., Malate,
Manila)

After



ADOPT-AN-ESTERO/RIVER PROGRAM



Estero de Sampaloc (Lacson St., beside Sampaloc Hospital, Manila)

ADOPT-AN-ESTERO/RIVER PROGRAM

Before



After



San Juan River (Sevilla Bridge, Kalentong, Mandaluyong City)

MANILA BAY CLEAN-UP

- ✓ 3,334 tons of garbage (equivalent to 1,717 truckloads) collected from Manila Bay clean-up



Manila Bay Clean-Up Operations conducted by DENR, MMDA, DILG, LGUs, PNP, students, private sector and other partners

- ✓ 24 trashboats to be deployed along Manila Bay, Pasig River and esteros



Trashboat used in removing debris and trash in waterways

IMPROVING ENVIRONMENTAL GOVERNANCE



✓ Prosecuted and disciplined erring employees:

Dismissed/Penalized	: 32
Formally Charged	: 34
Under Investigation	: 176

IMPROVING ENVIRONMENTAL GOVERNANCE



- ✓ Installed a total of 978 units of CCTV cameras in all DENR offices nationwide

IMPROVING ENVIRONMENTAL GOVERNANCE



The image shows a screenshot of the Department of Environment and Natural Resources (DENR) website. The page features a navigation menu at the top with links for 'HOME', 'ABOUT US', 'DENR OFFICES', 'LAWS AND POLICIES', and 'PRIORITY PROGRAMS'. Below the navigation, there is a 'NEWS' section with a headline about 'PHI eco-school champs gear up for ASEAN Awards'. A prominent section titled 'DENR PROCUREMENT & MONITORING REPORTS' contains an 'INVITATION TO BID' for 'Supply and Delivery of Real Time Water Quality Monitoring Requirement'. Below this, there is a 'PROCUREMENT RESULTS' section listing purchase orders for May, April, and January 2012. A 'PhilGEPS' logo is also visible. A large white arrow points from the 'INVITATION TO BID' section towards the right, highlighting the website's role in promoting cashless transactions and posting contracts and bidding results.

- ✓ Promoted cashless transaction
- ✓ Posted all contracts and bidding results in DENR website




OVERALL PERFORMANCE

(Pulse Asia Survey)

“Efforts of government in stopping the destruction & abuse of environment”

Period	Approval Rating	Disapproval Rating	Net Approval Rating
October 2009	+27	-39	-12
March 2011	+48	-16	+32
June 2011	+50	-14	+36



Pasasalamat



**Taon
Pagtutulungan
Para sa Kalikasan**