


Department: ENVIRONMENT AND NATURAL RESOURCES  
 Agency: OFFICE OF THE SECRETARY  
 Operating Unit: Regional Summary  
 Organization Code (UACS): 10 0010300006  
 Funding Source Code (As clustered): 02 101 151

FAR No. 1


X  Current Year Appropriations  
 Supplemental Appropriations  
 Continuing Appropriations

PARTICULARS (1)	UACS CODE (2)	APPROPRIATIONS			ALLOTMENTS			CURRENT YEAR OBLIGATIONS					CURRENT YEAR DISBURSEMENT					BALANCES				UTILIZATION % (oblig/allot)	UTILIZATION % (oblig/dls b)				
		Authorized Appropriations (3)	Adjustments (Transfer To) From, Realignment (4)	Adjusted Appropriations (5 = 3+4)	Allotments Received (6)	Adjustments (Withdrawal, Realignment) (7)	Transfer to (8)	Transfer from (9)	Adjusted Total Allotments (10)	1ST QUARTER	2ND QUARTER	3RD QUARTER	4TH QUARTER	TOTAL	1ST QUARTER	2ND QUARTER	3RD QUARTER	4TH QUARTER	TOTAL	Unreleased Appropriations 21 = (5-6)	Unobligated Allotment 22 = (10-16)			Unpaid Obligations (19-20) = (23+24)			
										(11)	(12)	(13)	(14)	15 = (11+12+13+14)	(16)	(17)	(18)	(19)	20 = (16+17+18+19)					23	24		
A. AGENCY SPECIFIC BUDGET/AUTOMATIC APPROPRIATIONS																											
FORESTLAND MANAGEMENT PROGRAM	00000509040005																										
GOP	10300509040005	875,904.63	-	875,904.63	875,904.63	-	15,000.00	15,000.00	875,904.63	104,081.69	771,822.94	-	-	875,904.63	104,081.69	960.26	23,890.10	-	128,932.05	-	-	-	-	746,972.58	100.00	14.72	
MAINTENANCE AND OTHER OPERATING EXPENSES	5020000000	86,231.69	-	86,231.69	86,231.69	-	15,000.00	15,000.00	86,231.69	86,231.69	-	-	-	86,231.69	86,231.69	-	-	-	86,231.69	-	-	-	-	-	-	100.00	100.00
CAPITAL OUTLAYS	5060000000	789,672.94	-	789,672.94	789,672.94	-	-	-	789,672.94	17,850.00	771,822.94	-	-	789,672.94	17,850.00	960.26	23,890.10	-	42,700.36	-	-	-	-	746,972.58	100.00	5.41	
LP	10300509040005	1,459,059.58	-	1,459,059.58	1,459,059.58	-	-	-	1,459,059.58	452,116.00	1,006,943.58	-	-	1,459,059.58	308,219.50	438,542.09	28,905.32	-	775,666.91	-	-	-	-	683,392.67	100.00	53.16	
MAINTENANCE AND OTHER OPERATING EXPENSES	5020000000	599,814.56	-	599,814.56	599,814.56	-	-	-	599,814.56	169,966.00	429,848.56	-	-	599,814.56	28,069.50	351,877.84	28,305.32	-	408,952.66	-	-	-	-	192,861.90	100.00	67.85	
CAPITAL OUTLAYS	5060000000	859,245.02	-	859,245.02	859,245.02	-	-	-	859,245.02	282,150.00	577,095.02	-	-	859,245.02	282,150.00	86,564.25	-	-	368,714.25	-	-	-	-	490,530.77	100.00	42.91	
GRAND TOTAL GOP AND LP		2,334,964.21	-	2,334,964.21	2,334,964.21	-	15,000.00	15,000.00	2,334,964.21	556,197.69	1,778,766.52	-	-	2,334,964.21	412,301.19	439,502.35	52,795.42	-	904,598.96	-	-	-	-	1,430,365.25	100.00	38.74	
MAINTENANCE AND OTHER OPERATING EXPENSES	5020000000	686,046.25	-	686,046.25	686,046.25	-	15,000.00	15,000.00	686,046.25	256,197.59	429,848.56	-	-	686,046.25	112,301.19	351,877.84	28,305.32	-	493,184.35	-	-	-	-	192,861.90	100.00	71.89	
CAPITAL OUTLAYS	5060000000	1,648,917.96	-	1,648,917.96	1,648,917.96	-	-	-	1,648,917.96	300,000.00	1,348,917.96	-	-	1,648,917.96	300,000.00	87,524.51	23,990.10	-	411,414.61	-	-	-	-	1,237,503.35	100.00	24.95	


Certified Correct:

  
 DOROTEA V. CARMEN  
 Administrative Officer IV  
 OIC, Chief, Budget Section

Certified Correct:

  
 MYLEINE ANN E. ABRICO  
 Chief, Accounting Section

Approved by:

  
 JIMMY S. BAYONA, CESO III  
 Regional Director