

Department of Environment and Natural Resources
STATEMENT OF APPROPRIATIONS, ALLOTMENTS, OBLIGATIONS, DISBURSEMENTS AND BALANCES
 As of December 31, 2019
FUND 102 - CURRENT


Department : **ENVIRONMENT AND NATURAL RESOURCES**
 Agency : **OFFICE OF THE SECRETARY**
 Operating Unit : **REGION 6**
 Organization Code (UACS) : **100010300006**
 Funding Source Code (As clustered) : **02 1 01**


COMMISSION ON AUDIT
RECEIVED
 DENR REGION VI, ILOILO CITY
 Date: **JAN 08 2020**
 By: _____

FAR No. 1
 Current Year Appropriations
 Supplemental Appropriations
 Continuing Appropriations


PROGRAM / ACTIVITY / PROJECT (1)	UACS CODE (2)	SAA RECEIVED FROM CENTRAL OFFICE (GAAAO And Special Purpose Funds)																		
		APPROPRIATIONS			ALLOTMENTS			CURRENT YEAR OBLIGATIONS					CURRENT YEAR DISBURSEMENTS					BALANCES		
		Authorized Appropriations (3)	Adjustments (Transfer To) From Reassignment (4)	Adjusted Appropriations 8=(3+4)	Allotment Received (5)	Adjustments (Withdrawals, Reassignment) (7)	Adjusted Total Allotments 10=(8+(-7)-9+8)	1st Quarter Ending March 31 (11)	2nd Quarter Ending June 30 (12)	3rd Quarter Ending Sept 30 (13)	4th Quarter Ending Dec 31 (14)	Total (15)=(11+12+13+14)	1st Quarter Ending March 31 (16)	2nd Quarter Ending June 30 (17)	3rd Quarter Ending Sept 30 (18)	4th Quarter Ending Dec 31 (19)	Total 20=(16+17+18+19)	Unobligated Allotments 23=(10-15)	Due and Demandable (23)	Not Yet Due and Demandable (24)
PROGRAMS																				
Foreign Assisted Projects																				
Forestland Management Project	1020530002000	102,926,529.00	(350,000.00)	102,576,529.00	102,926,529.00	(350,000.00)	102,576,529.00	28,273,597.74	12,264,858.45	18,258,972.23	36,860,584.77	95,658,113.19	4,183,748.54	8,673,541.16	13,113,363.28	8,651,115.10	34,591,768.08	6,918,415.81	-	61,066,345.11
GOP																				
MAINTENANCE AND OTHER OPERATING EXPENSES	5020000000	21,035,000.00	(48,000.00)	20,987,000.00	21,035,000.00	(48,000.00)	20,987,000.00	4,431,723.49	5,274,272.77	8,886,314.23	2,394,410.92	20,986,721.41	4,153,748.54	4,932,224.77	5,444,177.00	6,197,555.78	20,727,708.07	278.59	-	259,015.34
CAPITAL OUTLAYS	5060000000	4,851,179.00	-	4,851,179.00	4,851,179.00	-	4,851,179.00	1,378,302.00	395,221.59	577,214.00	2,280,009.01	4,830,746.80	-	-	78,467.69	7,968.82	86,434.51	20,432.40	-	4,544,312.09
FINANCIAL EXPENSES	5030000000	-	-	-	-	-	-	-	-	-	-	-	-	-	-	-	-	-	-	-
TOTAL GOP		25,886,179.00	(48,000.00)	25,838,179.00	25,886,179.00	(48,000.00)	25,838,179.00	5,810,025.49	5,669,494.36	9,463,528.23	4,674,419.93	25,817,468.01	4,153,748.54	4,932,224.77	5,822,644.69	6,205,522.58	20,914,140.58	20,710.99	-	4,803,327.43
LP - JICA																				
MAINTENANCE AND OTHER OPERATING EXPENSES	5020000000	3,954,000.00	(302,000.00)	3,652,000.00	3,954,000.00	(302,000.00)	3,652,000.00	677,234.25	348,208.02	144,045.00	2,137,926.24	3,307,411.51	-	637,914.57	311,850.00	1,856,877.83	2,606,642.50	344,568.49	-	700,769.01
CAPITAL OUTLAYS	5060000000	73,286,350.00	-	73,286,350.00	73,286,350.00	-	73,286,350.00	21,786,438.00	6,247,158.07	8,851,399.00	30,045,238.80	66,733,233.87	-	3,103,401.72	7,278,868.59	788,714.69	11,170,985.00	6,553,116.33	-	55,592,248.67
FINANCIAL EXPENSES	5030000000	-	-	-	-	-	-	-	-	-	-	-	-	-	-	-	-	-	-	-
TOTAL LP - JICA		77,240,350.00	(302,000.00)	76,938,350.00	77,240,350.00	(302,000.00)	76,938,350.00	22,463,672.25	6,595,366.09	8,795,444.00	32,186,164.84	70,040,645.18	-	3,741,316.39	7,890,718.59	2,445,592.52	13,777,627.50	6,897,704.82	-	56,283,017.68
TOTAL FMP GOP + LP																				
MAINTENANCE AND OTHER OPERATING EXPENSES	5020000000	24,989,000.00	(350,000.00)	24,639,000.00	24,989,000.00	(350,000.00)	24,639,000.00	5,108,957.74	5,622,478.79	9,030,359.23	4,532,337.16	24,294,132.92	4,153,748.54	5,570,139.44	5,786,027.00	7,854,433.59	23,334,348.57	344,867.08	-	959,784.35
CAPITAL OUTLAYS	5060000000	77,937,529.00	-	77,937,529.00	77,937,529.00	-	77,937,529.00	23,164,740.00	6,642,379.66	9,228,613.00	32,328,247.81	71,363,980.27	-	3,103,401.72	7,367,336.28	796,681.81	11,257,419.51	6,573,548.73	-	60,106,560.76
FINANCIAL EXPENSES	5030000000	-	-	-	-	-	-	-	-	-	-	-	-	-	-	-	-	-	-	-
TOTAL FMP		102,926,529.00	(350,000.00)	102,576,529.00	102,926,529.00	(350,000.00)	102,576,529.00	28,273,597.74	12,264,858.45	18,258,972.23	36,860,584.77	95,658,113.19	4,183,748.54	8,673,541.16	13,113,363.28	8,651,115.10	34,591,768.08	6,918,415.81	-	61,066,345.11

Certified Correct:


DOROTEA V. CARMEN
 Chief, Budget Section


MYLEINE ANN E. ABRICO
 Chief, Accounting Section

Approved by:


FRANCISCO E. MILLA JR., CESO III
 Regional Executive Director