

MONTHLY REPORT OF DISBURSEMENTS
For the month of March, 2021

Department: Department of Environment and Natural Resources (DENR)
 Agency: Office of the Secretary
 Operating Unit: Regional Office VI - CITY PROPER
 Organization Code: 10 001 0300006
 Fund Cluster: 01 Regular Agency Fund

Particulars	Current Year Budget				Prior Year's Accounts Payable								Grand Total				Remarks	
	PS	MOOE	CO	TOTAL	Prior Year's Accounts Payable				Current Year's Accounts Payable				TOTAL	PS	MOOE	CO		TOTAL
					PS	MOOE	CO	Sub-Total	PS	MOOE	CO	Sub-Total						
1	2	3	4	5=2+3+4	7	8	10	11=(7+8+9+10)	12	13	15	16=(12+13+14+15)	17=(11+16)	23	24	26	27=(23+24+25+26)	28
CASH DISBURSEMENTS	11,775,251.60	5,216,284.08	-	16,991,535.68	21,114.06	2,920,485.47	478,419.65	3,420,019.18	-	42,222.27	-	42,222.27	3,462,241.45	11,796,365.66	8,178,991.82	478,419.65	20,453,777.13	
Notice of Cash Allocation (NCA)	11,775,251.60	5,216,284.08	-	16,991,535.68	21,114.06	2,920,485.47	478,419.65	3,420,019.18	-	42,222.27	-	42,222.27	3,462,241.45	11,796,365.66	8,178,991.82	478,419.65	20,453,777.13	
MDS Checks Issued	4,818,167.31	2,293,980.56	-	7,112,147.87	-	398,912.81	-	398,912.81	-	-	-	-	398,912.81	4,818,167.31	2,692,893.37	-	7,511,060.68	
Advice to Debit Account	6,957,084.29	2,922,303.52	-	9,879,387.81	21,114.06	2,521,572.66	478,419.65	3,021,106.37	-	42,222.27	-	42,222.27	3,063,328.64	6,978,198.35	5,486,098.45	478,419.65	12,942,716.45	
TOTAL CASH DISBURSEMENTS	11,775,251.60	5,216,284.08	-	16,991,535.68	21,114.06	2,920,485.47	478,419.65	3,420,019.18	-	42,222.27	-	42,222.27	3,462,241.45	11,796,365.66	8,178,991.82	478,419.65	20,453,777.13	
NON-CASH DISBURSEMENTS	456,772.03	15,218.57	-	471,990.60	-	9,944.74	-	9,944.74	-	-	-	-	9,944.74	456,772.03	25,163.31	-	481,935.34	
Tax Remittance Advices Issued (TRA)	456,772.03	15,218.57	-	471,990.60	-	9,944.74	-	9,944.74	-	-	-	-	9,944.74	456,772.03	25,163.31	-	481,935.34	
TOTAL NON-CASH DISBURSEMENTS	456,772.03	15,218.57	-	471,990.60	-	9,944.74	-	9,944.74	-	-	-	-	9,944.74	456,772.03	25,163.31	-	481,935.34	
GRAND TOTAL	12,232,023.63	5,231,502.65	-	17,463,526.28	21,114.06	2,930,430.21	478,419.65	3,429,963.92	-	42,222.27	-	42,222.27	3,472,186.19	12,253,137.69	8,204,155.13	478,419.65	20,935,712.47	


SUMMARY

Particulars	Previous Report	This Month	As at Date
(1)	(2)	(3)	(4)
Total Disbursement Authorities Received	22,222,153.38	14,628,935.34	36,851,088.72
NCA	20,112,000.00	13,269,000.00	33,381,000.00
NTA	317,732.00	878,000.00	1,195,732.00
TRA	1,792,421.38	481,935.34	2,274,356.72
Less: Notice of Transfer of Allocations (NTA)* issued	-	(217,759.00)	(217,759.00)
Total Disbursement Authorities Available	22,222,153.38	14,411,176.34	36,633,329.72
Less:	-	-	-
Lapsed NCA	-	-	-
Disbursements	15,697,617.25	20,935,712.47	36,633,329.72
Add/Less: Adjustments (e.g. cancelled/staled checks)	-	-	-
Balance of Disbursement Authorities as at date	6,524,536.13	(6,524,536.13)	-
Total Disbursements Program	22,222,153.38	14,411,176.34	36,633,329.72
Less: *Actual Disbursements	15,697,617.25	20,935,712.47	36,633,329.72
(Over)/Under spending	6,524,536.13	(6,524,536.13)	-

Notes: * The use of NTA is discouraged


Notes: ** Amounts should tally with the grand total disbursement (column 27).

Certified Correct:


MYLEINE ANN E. ABRICO
 Regional Accountant

Date:


Recommending Approval:


RAUL L. LORA
 ARD for Management Services

Date:

Approved By:

For and in the absence of the
 Regional Executive Director:


LINO B. DURAN
 ARD for Technical Services
 Office-in-Charge

Date: